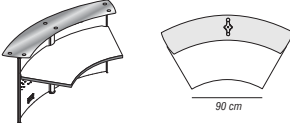


RECEPTION

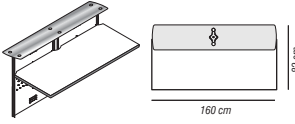
DESCRIZIONE - Description
Description - Descripción

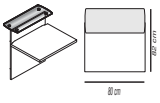
COLORI - Colours
Couleurs - Colores

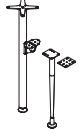
Version frontaux en métal - VERSIONE FRONTALI IN METALLO - Metal front panels version - Paneles frontales en metal

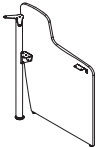
 <p>90 cm</p>	<ul style="list-style-type: none"> • Module 60 Degrés Intérieurs, Panneaux Frontaux En Métal, Top En Bois Ou Verre • Modulo 60° Angolo Interno, Pannelli Frontali In Metallo, Top In Legno - Vetro • 60° Internal Angle, metal front panels, Wooden Or Glass Shelf • Módulo 60° Angulo Interno, paneles frontales En Metal, Tapa en Madera- Vidrio 	<table border="1"> <tr><td>ME</td></tr> <tr><td>RC</td></tr> <tr><td>WE</td></tr> <tr><td>BI</td></tr> </table>	ME	RC	WE	BI	<table border="1"> <tr><td>ME</td></tr> <tr><td>RC</td></tr> <tr><td>WE</td></tr> <tr><td>BI</td></tr> </table>	ME	RC	WE	BI	<p>Top en bois - TOP LEGNO Wood steel - Tapa madera</p>	<p>Plans de travail - PIANO DI LAVORO Desktops - Tapa de trabajo</p>	<table border="1"> <tr><th>EURO</th><th>COD.</th></tr> <tr><td>706,50</td><td>R1321.4</td></tr> </table>	EURO	COD.	706,50	R1321.4
			ME															
RC																		
WE																		
BI																		
ME																		
RC																		
WE																		
BI																		
EURO	COD.																	
706,50	R1321.4																	
<p>H P L</p> <p>L 168 P 95 H102,5</p> <p>91 0,348 6</p>	<table border="1"> <tr><th>EURO</th><th>COD.</th></tr> <tr><td>1.323,00</td><td>R1311.4</td></tr> </table>	EURO	COD.	1.323,00	R1311.4	<p>TOP VETRO Glass shelf Plataeu sup. rieur en verre Tapa vidrio</p>												
EURO	COD.																	
1.323,00	R1311.4																	

 <p>147 cm</p>	<ul style="list-style-type: none"> • Module 60 Degrés Extérieurs, Panneaux Frontaux En Métal, Top En Bois Ou Verre • Modulo 60° Angolo Esterno, Pannelli Frontali In Metallo, Top In Legno - Vetro • 60° External Angle, metal front panels, Wooden Or Glass Shelf • Módulo 60° Angulo Externo, paneles frontales En Metal, Tapa en Madera- Vidrio 	<table border="1"> <tr><td>ME</td></tr> <tr><td>RC</td></tr> <tr><td>WE</td></tr> <tr><td>BI</td></tr> </table>	ME	RC	WE	BI	<table border="1"> <tr><td>ME</td></tr> <tr><td>RC</td></tr> <tr><td>WE</td></tr> <tr><td>BI</td></tr> </table>	ME	RC	WE	BI	<p>Top en bois - TOP LEGNO Wood steel - Tapa madera</p>	<p>Plans de travail - PIANO DI LAVORO Desktops - Tapa de trabajo</p>	<table border="1"> <tr><th>EURO</th><th>COD.</th></tr> <tr><td>355,50</td><td>R1421.4</td></tr> </table>	EURO	COD.	355,50	R1421.4
			ME															
RC																		
WE																		
BI																		
ME																		
RC																		
WE																		
BI																		
EURO	COD.																	
355,50	R1421.4																	
<p>H P L</p> <p>L 147 P 90 H102,5</p> <p>54 0,190 4</p>	<table border="1"> <tr><th>EURO</th><th>COD.</th></tr> <tr><td>648,00</td><td>R1411.4</td></tr> </table>	EURO	COD.	648,00	R1411.4	<p>TOP VETRO Glass shelf Plataeu sup. rieur en verre Tapa vidrio</p>												
EURO	COD.																	
648,00	R1411.4																	

 <p>160 cm</p>	<ul style="list-style-type: none"> • Module Linéaire, Panneaux Frontaux En Métal, Top En Bois Ou Verre • Modulo Lineare, Pannelli Frontali In Metallo, Top In Legno - Vetro • Linear Open Space Partition, Metal front Panels, Wooden Or Glass Shelf • Módulo Recto, paneles frontales En Metal, Tapa en Madera- Vidrio 	<table border="1"> <tr><td>ME</td></tr> <tr><td>RC</td></tr> <tr><td>WE</td></tr> <tr><td>BI</td></tr> </table>	ME	RC	WE	BI	<table border="1"> <tr><td>ME</td></tr> <tr><td>RC</td></tr> <tr><td>WE</td></tr> <tr><td>BI</td></tr> </table>	ME	RC	WE	BI	<p>Top en bois - TOP LEGNO Wood steel - Tapa madera</p>	<p>Plans de travail - PIANO DI LAVORO Desktops - Tapa de trabajo</p>	<table border="1"> <tr><th>EURO</th><th>COD.</th></tr> <tr><td>644,50</td><td>R1521.4</td></tr> </table>	EURO	COD.	644,50	R1521.4
			ME															
RC																		
WE																		
BI																		
ME																		
RC																		
WE																		
BI																		
EURO	COD.																	
644,50	R1521.4																	
<p>H P L</p> <p>L 160 P 82 H102,5</p> <p>85 0,320 6</p>	<table border="1"> <tr><th>EURO</th><th>COD.</th></tr> <tr><td>1.132,50</td><td>R1511.4</td></tr> </table>	EURO	COD.	1.132,50	R1511.4	<p>TOP VETRO Glass shelf Plataeu sup. rieur en verre Tapa vidrio</p>												
EURO	COD.																	
1.132,50	R1511.4																	

 <p>80 cm</p>	<ul style="list-style-type: none"> • Module Linéaire, Panneaux Frontaux En Métal, Top En Bois Ou Verre • Modulo Lineare, Pannelli Frontali In Metallo, Top In Legno - Vetro • Linear Element, metal front panels, Wooden Or Glass Shelf • Módulo Recto, paneles frontales En Metal, Tapa en Madera- Vidrio 	<table border="1"> <tr><td>ME</td></tr> <tr><td>RC</td></tr> <tr><td>WE</td></tr> <tr><td>BI</td></tr> </table>	ME	RC	WE	BI	<table border="1"> <tr><td>ME</td></tr> <tr><td>RC</td></tr> <tr><td>WE</td></tr> <tr><td>BI</td></tr> </table>	ME	RC	WE	BI	<p>Top en bois - TOP LEGNO Wood steel - Tapa madera</p>	<p>Plans de travail - PIANO DI LAVORO Desktops - Tapa de trabajo</p>	<table border="1"> <tr><th>EURO</th><th>COD.</th></tr> <tr><td>328,50</td><td>R1621.4</td></tr> </table>	EURO	COD.	328,50	R1621.4
			ME															
RC																		
WE																		
BI																		
ME																		
RC																		
WE																		
BI																		
EURO	COD.																	
328,50	R1621.4																	
<p>H P L</p> <p>L 80 P 82 H102,5</p> <p>39 0,137 4</p>	<table border="1"> <tr><th>EURO</th><th>COD.</th></tr> <tr><td>589,50</td><td>R1611.4</td></tr> </table>	EURO	COD.	589,50	R1611.4	<p>TOP VETRO Glass shelf Plataeu sup. rieur en verre Tapa vidrio</p>												
EURO	COD.																	
589,50	R1611.4																	

	<ul style="list-style-type: none"> • Support Intermédiaire, Jonction 2 Panneaux Frontaux Hauts Avec Top Reception • Supp. Intermedio, Collegamento 2 Pannelli Frontali Alti Con Top Reception • Intermediate Support, Connection 2 High front Panels With Reception Top • Soporte Intermedio de Unión de, 2 Paneles Frontales Altos Con La Tapa De La Recepción. 	<table border="1"> <tr><td>BI</td></tr> </table>	BI	<p>Support - SUPPORTO Support - Soporte</p>	<table border="1"> <tr><th>EURO</th><th>COD.</th></tr> <tr><td>209,00</td><td>R1210.3</td></tr> </table>	EURO	COD.	209,00	R1210.3
			BI						
EURO	COD.								
209,00	R1210.3								
<p>H P L</p> <p>L 14 P 14 H102,5</p> <p>14 0,047 3</p>	<table border="1"> <tr><th>EURO</th><th>COD.</th></tr> <tr><td>209,00</td><td>R1210.3</td></tr> </table>	EURO	COD.	209,00	R1210.3	<p>Support - SUPPORTO Support - Soporte</p>			
EURO	COD.								
209,00	R1210.3								

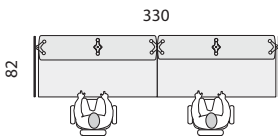
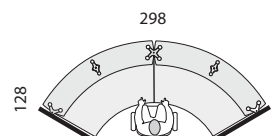
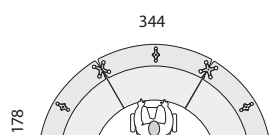
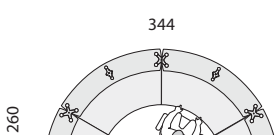
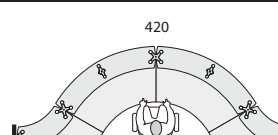
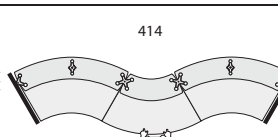
	<ul style="list-style-type: none"> • Support Final Avec Côté En Bois, Pour Panneau Frontal Haut Avec Top Reception • Supp. Finale Con Fianco In Legno, Per Pannello Frontale Alto Con Top Reception • Final Support With Wooden Side Panel, For High front Panel With Reception Top • Soporte Final Con Panel Lateral en Madera Para paneles frontales Alto Con La Tapa De La Recep. 	<table border="1"> <tr><td>ME</td></tr> <tr><td>RC</td></tr> <tr><td>WE</td></tr> <tr><td>BI</td></tr> </table>	ME	RC	WE	BI	<p>Côté final - FIANCO FINALE Final side panel - Panel lateral</p>	<table border="1"> <tr><th>EURO</th><th>COD.</th></tr> <tr><td>186,50</td><td>R1110.3</td></tr> </table>	EURO	COD.	186,50	R1110.3
			ME									
RC												
WE												
BI												
EURO	COD.											
186,50	R1110.3											
<p>H P L</p> <p>L 82 P 1,8 H102,5</p> <p>21 0,055 3</p>	<table border="1"> <tr><th>EURO</th><th>COD.</th></tr> <tr><td>186,50</td><td>R1110.3</td></tr> </table>	EURO	COD.	186,50	R1110.3	<p>Côté final - FIANCO FINALE Final side panel - Panel lateral</p>						
EURO	COD.											
186,50	R1110.3											

RECEPTION

DESCRIZIONE - Description
Description - Descripción

COLORI - Colours
Couleurs - Colores

Propositions de composition - PROPOSTE DI COMPOSIZIONI - Composition sets proposals - Propuestas de composiciones

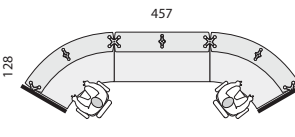
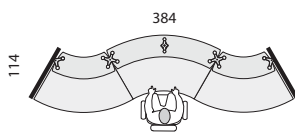
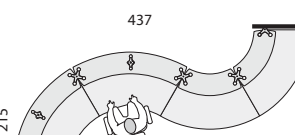

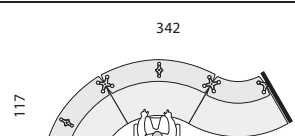
 <p>L 330 P 82 H 102,5</p>	<ul style="list-style-type: none"> • Comp. 2 Mod. Droits 160 Cm, 1 Support Intermédiaire, 2 Supp. Finaux, Pann. Front. En Métal • Comp. 2 Moduli Dritti Da 160, 1 Supp. Intermedio, 2 Supporti Finali, Frontali Metallo • Comp. 2 Straight Cm. 160 Elements, 1 Intermediate Support, 2 Final Supports, Metal Front Panels • Comp. 2 Módulos Rectos 160 Cm, 1 Soporte Intermedio, 2 Soportes Finales, Paneles Frontales En Metal <p>192 0,666 17</p>	<table border="1"> <tr><td>ME</td><td rowspan="4">Top en bois - TOP LEGNO Wood shelf - Tapa madera</td><td>ME</td></tr> <tr><td>RC</td><td>RC</td></tr> <tr><td>WE</td><td>WE</td></tr> <tr><td>BI</td><td>BI</td></tr> <tr><td colspan="3">TOP VETRO Glass shelf Plataeu sup riour en verre Tapa vidrio</td></tr> <tr><td colspan="3">EURO COD. 1.870,50 R072.4 2.847,00 R071.4</td></tr> </table> <p>Plans de travail - PIANO DI LAVORO Desktops - Tapa de trabajo</p>	ME	Top en bois - TOP LEGNO Wood shelf - Tapa madera	ME	RC	RC	WE	WE	BI	BI	TOP VETRO Glass shelf Plataeu sup riour en verre Tapa vidrio			EURO COD. 1.870,50 R072.4 2.847,00 R071.4		
ME	Top en bois - TOP LEGNO Wood shelf - Tapa madera	ME															
RC		RC															
WE		WE															
BI		BI															
TOP VETRO Glass shelf Plataeu sup riour en verre Tapa vidrio																	
EURO COD. 1.870,50 R072.4 2.847,00 R071.4																	
 <p>L 303 P 131 H 102,5</p>	<ul style="list-style-type: none"> • Comp. 2 Mod. Angle Int. 60 Degrés, 1 Support Interm. , 2 Supp. Finaux, Pann. Front. En Mét. • Comp. 2 Moduli Angolo 60° Interno, 1 Supp. Intermedio, 2 Supporti Finali, Frontali Metallo • Comp. 2 Int. 60° Angle Elem. , 1 Intermediate Support, 2 Final Supports, Metal front Panels • Comp. 2 Módulos Áng. Interno 60° , 1 Soporte Intermedio, 2 Soportes Finales , Paneles Frontales En Metal <p>204 0,722 17</p>	<table border="1"> <tr><td>ME</td><td rowspan="4">Top en bois - TOP LEGNO Wood shelf - Tapa madera</td><td>ME</td></tr> <tr><td>RC</td><td>RC</td></tr> <tr><td>WE</td><td>WE</td></tr> <tr><td>BI</td><td>BI</td></tr> <tr><td colspan="3">TOP VETRO Glass shelf Plataeu sup riour en verre Tapa vidrio</td></tr> <tr><td colspan="3">EURO COD. 1.994,00 R032.4 3.228,00 R031.4</td></tr> </table> <p>Plans de travail - PIANO DI LAVORO Desktops - Tapa de trabajo</p>	ME	Top en bois - TOP LEGNO Wood shelf - Tapa madera	ME	RC	RC	WE	WE	BI	BI	TOP VETRO Glass shelf Plataeu sup riour en verre Tapa vidrio			EURO COD. 1.994,00 R032.4 3.228,00 R031.4		
ME	Top en bois - TOP LEGNO Wood shelf - Tapa madera	ME															
RC		RC															
WE		WE															
BI		BI															
TOP VETRO Glass shelf Plataeu sup riour en verre Tapa vidrio																	
EURO COD. 1.994,00 R032.4 3.228,00 R031.4																	
 <p>L 344 P 177 H 102,5</p>	<ul style="list-style-type: none"> • Comp. 3 Mod. Angle Int. 60 Degrés, 2 Supp. Interméd. , 2 Supp. Finaux, Pann. Front. En Métal • Comp. 3 Moduli Angolo 60° Interno, 2 Supporti Intermedi , 2 Supporti Finali, Frontali Metallo • Comp. 3 Int. 60° Angle Elem. , 2 Intermediate Supports, 2 Final Supports, Metal front Panels • Comp. 3 Módulos Áng. Interno 60° , 2 Soportes Intermedios , 2 Soportes Finales , Paneles Frontales En Metal <p>292 1,054 24</p>	<table border="1"> <tr><td>ME</td><td rowspan="4">Top en bois - TOP LEGNO Wood shelf - Tapa madera</td><td>ME</td></tr> <tr><td>RC</td><td>RC</td></tr> <tr><td>WE</td><td>WE</td></tr> <tr><td>BI</td><td>BI</td></tr> <tr><td colspan="3">TOP VETRO Glass shelf Plataeu sup riour en verre Tapa vidrio</td></tr> <tr><td colspan="3">EURO COD. 2.909,50 R082.4 4.760,00 R081.4</td></tr> </table> <p>Plans de travail - PIANO DI LAVORO Desktops - Tapa de trabajo</p>	ME	Top en bois - TOP LEGNO Wood shelf - Tapa madera	ME	RC	RC	WE	WE	BI	BI	TOP VETRO Glass shelf Plataeu sup riour en verre Tapa vidrio			EURO COD. 2.909,50 R082.4 4.760,00 R081.4		
ME	Top en bois - TOP LEGNO Wood shelf - Tapa madera	ME															
RC		RC															
WE		WE															
BI		BI															
TOP VETRO Glass shelf Plataeu sup riour en verre Tapa vidrio																	
EURO COD. 2.909,50 R082.4 4.760,00 R081.4																	
 <p>L 344 P 262 H 102,5</p>	<ul style="list-style-type: none"> • Comp. 4 Mod. Ang. Int. 60 Degrés, 3 Supp. Interm. , 2 Supp. Finaux, Pann. Frontaux En Métal • Comp. 4 Moduli Angolo 60° Interno, 3 Supporti Intermedi , 2 Supporti Finali, Frontali Metallo • Comp. 4 Int. 60° Angle Elem. , 3 Intermediate Supports, 2 Final Supports, Metal front Panels • Comp. 4 Módulos Áng. Interno 60° , 3 Soportes Intermedios , 2 Soportes Finales , Paneles Frontales En Metal <p>382 1,387 31</p>	<table border="1"> <tr><td>ME</td><td rowspan="4">Top en bois - TOP LEGNO Wood shelf - Tapa madera</td><td>ME</td></tr> <tr><td>RC</td><td>RC</td></tr> <tr><td>WE</td><td>WE</td></tr> <tr><td>BI</td><td>BI</td></tr> <tr><td colspan="3">TOP VETRO Glass shelf Plataeu sup riour en verre Tapa vidrio</td></tr> <tr><td colspan="3">EURO COD. 3.824,50 R042.4 6.292,00 R041.4</td></tr> </table> <p>Plans de travail - PIANO DI LAVORO Desktops - Tapa de trabajo</p>	ME	Top en bois - TOP LEGNO Wood shelf - Tapa madera	ME	RC	RC	WE	WE	BI	BI	TOP VETRO Glass shelf Plataeu sup riour en verre Tapa vidrio			EURO COD. 3.824,50 R042.4 6.292,00 R041.4		
ME	Top en bois - TOP LEGNO Wood shelf - Tapa madera	ME															
RC		RC															
WE		WE															
BI		BI															
TOP VETRO Glass shelf Plataeu sup riour en verre Tapa vidrio																	
EURO COD. 3.824,50 R042.4 6.292,00 R041.4																	
 <p>L 420 P 201 H 102,5</p>	<ul style="list-style-type: none"> • Comp. 2 Mod. Ang. Int. 60°, 2 Mod. Ang. Ext. 60°, 3 Supp. Int. , 2 Supp. Fin. , Pann. Front. En Métal • Comp. 2 Moduli Ang. 60° Int. , 2 Moduli Ang. 60° Est. , 3 Supp. Interm. , 2 Supp. Finali, Front. Metallo • Comp. 2 Int. 60° Angle Elem. , 2 Ext. 60° Angle Elem. , 3 Interm. Supp. , 2 Final Supp. , Met. Front Pan. • Comp. 2 Mód. Ang. Int. 60°, 2 Mód. Ang. Ext. 60° , 3 Sop. Interm. , 2 Soportes Finales , Paneles Frontales En Metal <p>322 1,129 27</p>	<table border="1"> <tr><td>ME</td><td rowspan="4">Top en bois - TOP LEGNO Wood shelf - Tapa madera</td><td>ME</td></tr> <tr><td>RC</td><td>RC</td></tr> <tr><td>WE</td><td>WE</td></tr> <tr><td>BI</td><td>BI</td></tr> <tr><td colspan="3">TOP VETRO Glass shelf Plataeu sup riour en verre Tapa vidrio</td></tr> <tr><td colspan="3">EURO COD. 3.123,00 R162.4 4.941,50 R161.4</td></tr> </table> <p>Plans de travail - PIANO DI LAVORO Desktops - Tapa de trabajo</p>	ME	Top en bois - TOP LEGNO Wood shelf - Tapa madera	ME	RC	RC	WE	WE	BI	BI	TOP VETRO Glass shelf Plataeu sup riour en verre Tapa vidrio			EURO COD. 3.123,00 R162.4 4.941,50 R161.4		
ME	Top en bois - TOP LEGNO Wood shelf - Tapa madera	ME															
RC		RC															
WE		WE															
BI		BI															
TOP VETRO Glass shelf Plataeu sup riour en verre Tapa vidrio																	
EURO COD. 3.123,00 R162.4 4.941,50 R161.4																	
 <p>L 417 P 114 H 102,5</p>	<ul style="list-style-type: none"> • Comp. 2 Mod. Ang. Int. 60°, 1 Mod. Ang. Ext. 60° , 2 Supp. Int. , 2 Supp. Fin. , Pann. Front. En Métal • Comp. 2 Moduli Ang. 60° Int. , 1 Modulo Ang. 60° Est. , 2 Supp. Interm. , 2 Supp. Finali, Front. Metallo • Comp. 2 Int. 60° Angle Elem. , 1 Ext. 60° Angle Elem. , 2 Interm. Supp. , 2 Final Supp. , Met. Front Pan. • Comp. 2 Mód. Ang. Int. 60° , 1 Mód. Ang. Ext. 60° , 2 Sop. Interm. , 2 Soportes Finales , Paneles Frontales En Metal <p>264 0,926 22</p>	<table border="1"> <tr><td>ME</td><td rowspan="4">Top en bois - TOP LEGNO Wood shelf - Tapa madera</td><td>ME</td></tr> <tr><td>RC</td><td>RC</td></tr> <tr><td>WE</td><td>WE</td></tr> <tr><td>BI</td><td>BI</td></tr> <tr><td colspan="3">TOP VETRO Glass shelf Plataeu sup riour en verre Tapa vidrio</td></tr> <tr><td colspan="3">EURO COD. 2.558,50 R172.4 4.084,50 R171.4</td></tr> </table> <p>Plans de travail - PIANO DI LAVORO Desktops - Tapa de trabajo</p>	ME	Top en bois - TOP LEGNO Wood shelf - Tapa madera	ME	RC	RC	WE	WE	BI	BI	TOP VETRO Glass shelf Plataeu sup riour en verre Tapa vidrio			EURO COD. 2.558,50 R172.4 4.084,50 R171.4		
ME	Top en bois - TOP LEGNO Wood shelf - Tapa madera	ME															
RC		RC															
WE		WE															
BI		BI															
TOP VETRO Glass shelf Plataeu sup riour en verre Tapa vidrio																	
EURO COD. 2.558,50 R172.4 4.084,50 R171.4																	

RECEPTION

DESCRIZIONE - Description
Description - Descripción

COLORI - Colours
Couleurs - Cores

Propositions de composition - PROPOSTE DI COMPOSIZIONI - Composition sets proposals - Propuestas de composiciones

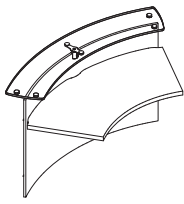
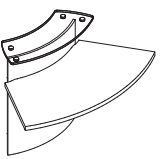
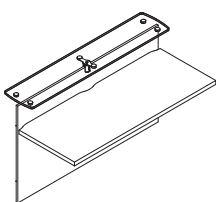
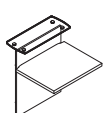
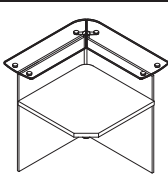
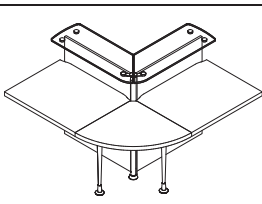
 <p>457 128</p> <p>H L P</p> <p>L 463 P 131 H102,5</p>	<ul style="list-style-type: none"> • Comp. 2 Mod. Ang. Int. 60°, 1 Mod. Lin. 160 Cm, 2 Supp. Int. , 2 Supp. Fin. , Pann. Front. En Métal • Comp. 2 Moduli Ang. 60° Int. , 1 Modulo Lin. Da 160, 2 Supp. Intern. , 2 Supp. Finali, Front. Metallo • Comp. 2 Int. 60° Angle Elem. , 1 Straig. Cm. 160 Elem. , 2 Intern. Supp. , 2 Final Supp. , Met. Front Pan. • Comp. 2 Mód. Áng. Int. 60°, 1 Módulo Recto De 160 Cm , 2 Sop. Intern. , 2 Soportes Finales , Paneles Frontales En Metal <table border="1"> <thead> <tr> <th>EURO</th> <th>COD.</th> </tr> </thead> <tbody> <tr> <td>2.847,50</td> <td>R132.4</td> </tr> <tr> <td>4.569,50</td> <td>R131.4</td> </tr> </tbody> </table> <p>288 1,027 24</p>	EURO	COD.	2.847,50	R132.4	4.569,50	R131.4	<table border="1"> <tr><td>ME</td><td>ME</td></tr> <tr><td>RC</td><td>RC</td></tr> <tr><td>WE</td><td>WE</td></tr> <tr><td>BI</td><td>BI</td></tr> </table> <p>Top en bois - TOP LEGNO Wood shelf - Tapa madeira</p> <p>Plans de travail - PIANO DI LAVORO Desktops - Tapa de trabajo</p>	ME	ME	RC	RC	WE	WE	BI	BI
EURO	COD.															
2.847,50	R132.4															
4.569,50	R131.4															
ME	ME															
RC	RC															
WE	WE															
BI	BI															
 <p>384 114</p> <p>H L P</p> <p>L 392 P 114 H102,5</p>	<ul style="list-style-type: none"> • Comp. 1 Mod. Ang. Int. 60°, 2 Mod. Ang. Ext. 60°, 2 Supp. Int. , 2 Supp. Fin. , Pann. Front. En Métal • Comp. 1 Modulo Ang. 60° Int. , 2 Moduli Ang. 60° Est. , 2 Supp. Intern. , 2 Supp. Finali, Front. Metallo • Comp. 1 Int. 60° Angle Elem. , 2 Ext. 60° Angle Elem. , 2 Intern. Supp. , 2 Final Supp. , Met. Front Pan. • Comp. 1 Mód. Áng. Int. 60°, 2 Módulo Ang. Externo 60°, 2 Sop. Intern. , 2 Soportes Finales , Paneles Frontales En Metal <table border="1"> <thead> <tr> <th>EURO</th> <th>COD.</th> </tr> </thead> <tbody> <tr> <td>2.208,00</td> <td>R142.4</td> </tr> <tr> <td>3.409,50</td> <td>R141.4</td> </tr> </tbody> </table> <p>234 0,797 20</p>	EURO	COD.	2.208,00	R142.4	3.409,50	R141.4	<table border="1"> <tr><td>ME</td><td>ME</td></tr> <tr><td>RC</td><td>RC</td></tr> <tr><td>WE</td><td>WE</td></tr> <tr><td>BI</td><td>BI</td></tr> </table> <p>Top en bois - TOP LEGNO Wood shelf - Tapa madeira</p> <p>Plans de travail - PIANO DI LAVORO Desktops - Tapa de trabajo</p>	ME	ME	RC	RC	WE	WE	BI	BI
EURO	COD.															
2.208,00	R142.4															
3.409,50	R141.4															
ME	ME															
RC	RC															
WE	WE															
BI	BI															
 <p>437 215</p> <p>H L P</p> <p>L 437 P 215 H102,5</p>	<ul style="list-style-type: none"> • Comp. 2 Mod. Ang. Int. 60°, 2 Mod. Ang. Ext. 60°, 3 Supp. Int. , 2 Supp. Fin. , Pann. Front. En Métal • Comp. 2 Moduli Ang. 60° Int. , 2 Moduli Ang. 60° Est. , 3 Supp. Intern. , 2 Supp. Finali, Front. Metallo • Comp. 2 Int. 60° Angle Elem. , 2 Ext. 60° Angle Elem. , 3 Intern. Supp. , 2 Final Supp. , Met. Front Pan. • Comp. 2 Mód. Áng. Int. 60°, 2 Módulo Ang. Externo 60°, 3 Sop. Intern. , 2 Soportes Finales , Paneles Frontales En Metal <table border="1"> <thead> <tr> <th>EURO</th> <th>COD.</th> </tr> </thead> <tbody> <tr> <td>3.123,00</td> <td>R182.4</td> </tr> <tr> <td>4.941,50</td> <td>R181.4</td> </tr> </tbody> </table> <p>322 1,129 27</p>	EURO	COD.	3.123,00	R182.4	4.941,50	R181.4	<table border="1"> <tr><td>ME</td><td>ME</td></tr> <tr><td>RC</td><td>RC</td></tr> <tr><td>WE</td><td>WE</td></tr> <tr><td>BI</td><td>BI</td></tr> </table> <p>Top en bois - TOP LEGNO Wood shelf - Tapa madeira</p> <p>Plans de travail - PIANO DI LAVORO Desktops - Tapa de trabajo</p>	ME	ME	RC	RC	WE	WE	BI	BI
EURO	COD.															
3.123,00	R182.4															
4.941,50	R181.4															
ME	ME															
RC	RC															
WE	WE															
BI	BI															
 <p>312 221</p> <p>H L P</p> <p>L 337 P 262 H102,5</p>	<ul style="list-style-type: none"> • Comp. 2 Mod. Ang. 60°Ext. , 1 Mod. Lin. 160 Cm, 2 Supp. Int. , 2 Supp. Fin. , Pann. Front. En Métal • Comp. 2 Moduli Ang. 60° Est. , 1 Modulo Lin. Da 160, 2 Supp. Intern. , 2 Supp. Finali, Front. Metallo • Comp. 2 Int. 60° Angle Elem. , 1 Straig. Cm. 160 Elem. , 2 Intern. Supp. , 2 Final Supp. , Met. Front Pan. • Comp. 2 Mód. Áng. Ext. 60°, 1 Módulo Recto De 160 Cm , 2 Sop. Intern. , 2 Soportes Finales , Paneles Frontales En Metal <table border="1"> <thead> <tr> <th>EURO</th> <th>COD.</th> </tr> </thead> <tbody> <tr> <td>2.146,00</td> <td>R212.4</td> </tr> <tr> <td>3.219,00</td> <td>R211.4</td> </tr> </tbody> </table> <p>228 0,769 20</p>	EURO	COD.	2.146,00	R212.4	3.219,00	R211.4	<table border="1"> <tr><td>ME</td><td>ME</td></tr> <tr><td>RC</td><td>RC</td></tr> <tr><td>WE</td><td>WE</td></tr> <tr><td>BI</td><td>BI</td></tr> </table> <p>Top en bois - TOP LEGNO Wood shelf - Tapa madeira</p> <p>Plans de travail - PIANO DI LAVORO Desktops - Tapa de trabajo</p>	ME	ME	RC	RC	WE	WE	BI	BI
EURO	COD.															
2.146,00	R212.4															
3.219,00	R211.4															
ME	ME															
RC	RC															
WE	WE															
BI	BI															
 <p>342 117</p> <p>H L P</p> <p>L 368 P 177 H102,5</p>	<ul style="list-style-type: none"> • Comp. 2 Mod. Ang. 60°Int. , 1 Mod. Ang. 60°Ext. , 2 Supp. Int. , 2 Supp. Fin. , Pann. Front. En Métal • Comp. 2 Moduli Ang. 60° Int. , 1 Modulo Ang. 60° Est. , 2 Supp. Intern. , 2 Supp. Finali, Front. Metallo • Comp. 2 Int. 60° Angle Elem. , 1 Ext. 60° Angle Elem. , 2 Intern. Supp. , 2 Final Supp. , Met. Front Pan. • Comp. 2 Módulos Ang. Int. 60°, 1 Módulo Ang. Ext. 60°, 2 Sop. Intern. , 2 Soportes Finales , Paneles Frontales En Metal <table border="1"> <thead> <tr> <th>EURO</th> <th>COD.</th> </tr> </thead> <tbody> <tr> <td>2.558,50</td> <td>R322.4</td> </tr> <tr> <td>4.084,50</td> <td>R321.4</td> </tr> </tbody> </table> <p>263 0,926 22</p>	EURO	COD.	2.558,50	R322.4	4.084,50	R321.4	<table border="1"> <tr><td>ME</td><td>ME</td></tr> <tr><td>RC</td><td>RC</td></tr> <tr><td>WE</td><td>WE</td></tr> <tr><td>BI</td><td>BI</td></tr> </table> <p>Top en bois - TOP LEGNO Wood shelf - Tapa madeira</p> <p>Plans de travail - PIANO DI LAVORO Desktops - Tapa de trabajo</p>	ME	ME	RC	RC	WE	WE	BI	BI
EURO	COD.															
2.558,50	R322.4															
4.084,50	R321.4															
ME	ME															
RC	RC															
WE	WE															
BI	BI															

RECEPTION

DESCRIZIONE - Description
Description - Descripción

COLORI - Colours
Couleurs - Colores

Version frontaux en bois - VERSIONE FRONTALI IN LEGNO - Wood Front Panels Version - Paneles frontales en madera


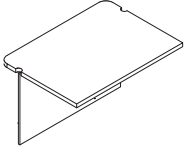
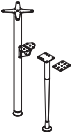
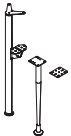
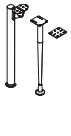

 <p>H L P L</p> <p>L 168 P 95 H102,5</p> <p>85 0,485 4</p>	<ul style="list-style-type: none"> • Module 60 Degrés Intérieurs, Panneaux Frontaux En Bois, Top En Bois Ou Verre • Modulo 60° Angolo Interno, Pannelli Frontali In Legno, Top In Legno - Vetro • 60° Internal Angle, front Wooden Panels, Wooden Or Glass Shelf • Módulo 60° Áng. Interno, Tapa En Madera - Vidrio - paneles frontales Madera. <table border="1"> <thead> <tr> <th>EURO</th> <th>COD.</th> </tr> </thead> <tbody> <tr> <td>1.174,50</td> <td>R1321.3</td> </tr> <tr> <td>1.574,00</td> <td>R1311.3</td> </tr> </tbody> </table> <p>ME RC WE BI</p> <p>Top en bois - TOP LEGNO Wood shelf - Tapa madera</p> <p>TOP VETRO Glass shelf Plataeu sup riur en verre Tapa vidrio</p>	EURO	COD.	1.174,50	R1321.3	1.574,00	R1311.3	<p>ME RC WE BI</p> <p>Plans et Frontal - PIANO E FRONTALE Desktops and Front - Escritorio y frontal</p>
EURO	COD.							
1.174,50	R1321.3							
1.574,00	R1311.3							
 <p>H L P L</p> <p>L 147 P 90 H102,5</p> <p>58 0,230 4</p>	<ul style="list-style-type: none"> • Module 60 Degrés Extérieurs, Panneaux Frontaux En Bois, Top En Bois Ou Verre • Modulo 60° Angolo Esterno, Pannelli Frontali In Legno, Top In Legno - Vetro • 60° External Angle, front Wooden Panels, Wooden Or Glass Shelf • Módulo 60° Áng. Externo, Tapa En Madera - Vidrio - paneles frontales Madera <table border="1"> <thead> <tr> <th>EURO</th> <th>COD.</th> </tr> </thead> <tbody> <tr> <td>876,50</td> <td>R1421.3</td> </tr> <tr> <td>1.111,50</td> <td>R1411.3</td> </tr> </tbody> </table> <p>ME RC WE BI</p> <p>Top en bois - TOP LEGNO Wood shelf - Tapa madera</p> <p>TOP VETRO Glass shelf Plataeu sup riur en verre Tapa vidrio</p>	EURO	COD.	876,50	R1421.3	1.111,50	R1411.3	<p>ME RC WE BI</p> <p>Plans et Frontal - PIANO E FRONTALE Desktops and Front - Escritorio y frontal</p>
EURO	COD.							
876,50	R1421.3							
1.111,50	R1411.3							
 <p>H L P L</p> <p>L 160 P 82 H102,5</p> <p>81 0,150 4</p>	<ul style="list-style-type: none"> • Module Linéaire, Panneaux Frontaux En Bois, Top En Bois Ou Verre • Modulo Lineare, Pannelli Frontali In Legno Top In Legno - Vetro • Linear Element, front Wooden Panels, Wooden Or Glass Shelf • Módulo Recto, Paneles Frontales en Madera, Tapa en Madera - Vidrio <table border="1"> <thead> <tr> <th>EURO</th> <th>COD.</th> </tr> </thead> <tbody> <tr> <td>485,00</td> <td>R1521.3</td> </tr> <tr> <td>810,50</td> <td>R1511.3</td> </tr> </tbody> </table> <p>ME RC WE BI</p> <p>Top en bois - TOP LEGNO Wood shelf - Tapa madera</p> <p>TOP VETRO Glass shelf Plataeu sup riur en verre Tapa vidrio</p>	EURO	COD.	485,00	R1521.3	810,50	R1511.3	<p>ME RC WE BI</p> <p>Plans et Frontal - PIANO E FRONTALE Desktops and Front - Escritorio y frontal</p>
EURO	COD.							
485,00	R1521.3							
810,50	R1511.3							
 <p>H L P L</p> <p>L 80 P 82 H102,5</p> <p>41 0,065 4</p>	<ul style="list-style-type: none"> • Module Linéaire, Panneaux Frontaux En Bois, Top En Bois Ou Verre • Modulo Lineare, Pannelli Frontali In Legno, Top In Legno - Vetro • Linear Element, front Wooden Panels, Wooden Or Glass Shelf • Módulo Recto, Paneles Frontales en Madera, Tapa en Madera - Vidrio <table border="1"> <thead> <tr> <th>EURO</th> <th>COD.</th> </tr> </thead> <tbody> <tr> <td>386,50</td> <td>R1621.3</td> </tr> <tr> <td>514,50</td> <td>R1611.3</td> </tr> </tbody> </table> <p>ME RC WE BI</p> <p>Top en bois - TOP LEGNO Wood shelf - Tapa madera</p> <p>TOP VETRO Glass shelf Plataeu sup riur en verre Tapa vidrio</p>	EURO	COD.	386,50	R1621.3	514,50	R1611.3	<p>ME RC WE BI</p> <p>Plans et Frontal - PIANO E FRONTALE Desktops and Front - Escritorio y frontal</p>
EURO	COD.							
386,50	R1621.3							
514,50	R1611.3							
 <p>H L P L</p> <p>L 96 P 96 H102,5</p> <p>41 0,090 6</p>	<ul style="list-style-type: none"> • Module 90 Degrés Intérieurs, Panneaux Frontaux En Bois, Top En Bois Ou Verre • Modulo 90° Angolo Interno, Pannelli Frontali In Legno, Top In Legno - Vetro • 90° Internal Angle, Wooden front Panels, Wooden Or Glass Shelf • Módulo 90° Áng. Interno, Tapa En Madera - Vidrio - paneles frontales Madera <table border="1"> <thead> <tr> <th>EURO</th> <th>COD.</th> </tr> </thead> <tbody> <tr> <td>1.119,50</td> <td>R1921.3</td> </tr> <tr> <td>1.243,00</td> <td>R1911.3</td> </tr> </tbody> </table> <p>ME RC WE BI</p> <p>Top en bois - TOP LEGNO Wood shelf - Tapa madera</p> <p>TOP VETRO Glass shelf Plataeu sup riur en verre Tapa vidrio</p>	EURO	COD.	1.119,50	R1921.3	1.243,00	R1911.3	<p>ME RC WE BI</p> <p>Plans et Frontal - PIANO E FRONTALE Desktops and Front - Escritorio y frontal</p>
EURO	COD.							
1.119,50	R1921.3							
1.243,00	R1911.3							
 <p>H L P L</p> <p>L 146 P 146 H102,5</p> <p>89 0,150 10</p>	<ul style="list-style-type: none"> • Module 90 Degrés Extérieurs, Panneaux Frontaux En Bois, Top En Bois Ou Verre • Modulo 90° Angolo Esterno, Pannelli Frontali In Legno, Top In Legno - Vetro • 90° External Angle, Wooden front Panels, Wooden Or Glass Shelf • Módulo 90° Áng. Externo, Tapa En Madera - Vidrio - paneles frontales Madera <table border="1"> <thead> <tr> <th>EURO</th> <th>COD.</th> </tr> </thead> <tbody> <tr> <td>1.265,50</td> <td>R1821.3</td> </tr> <tr> <td>1.444,50</td> <td>R1811.3</td> </tr> </tbody> </table> <p>ME RC WE BI</p> <p>Top en bois - TOP LEGNO Wood shelf - Tapa madera</p> <p>TOP VETRO Glass shelf Plataeu sup riur en verre Tapa vidrio</p>	EURO	COD.	1.265,50	R1821.3	1.444,50	R1811.3	<p>ME RC WE BI</p> <p>Plans et Frontal - PIANO E FRONTALE Desktops and Front - Escritorio y frontal</p>
EURO	COD.							
1.265,50	R1821.3							
1.444,50	R1811.3							

RECEPTION

DESCRIZIONE - Description
Description - Descripción

COLORI - Colours
Couleurs - Colores

Version frontaux en bois - VERSIONE FRONTALI IN LEGNO - Wood Front Panels Version - Paneles frontales en madera

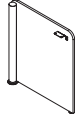

 <p>H P L</p> <p>L 156 P 99 H73</p>	<ul style="list-style-type: none"> • Module 60 Degrés Intérieurs, Panneaux Frontaux En Bois, Plateau Entrevue En Bois • Modulo 60° Angolo Interno, Pannelli Frontali In Legno, Piano Colloquio In Legno • 60° Internal Angle, Wooden front Panels, Wooden Worktop • Módulo 60° Áng. Interno, Paneles Frontales en Madera, Tapa de Coloquio en Madera <p>EURO COD. 849,00 R1510.3</p> <p>63 0,330 3</p>	<p>ME RC WE BI</p>	<p>Plans de travail et Frontal - PIANO E FRONTALE Desktops and front - Escriorio y frontal</p>
 <p>H P L</p> <p>L 120 P 87 H73</p>	<ul style="list-style-type: none"> • Module Linéaire, Panneaux Frontaux En Bois, Plateau Entrevue En Bois • Modulo Lineare, Pannelli Frontali In Legno, Piano Colloquio In Legno • Linear Element, front Wooden Panels, Wooden Worktop • Módulo Recto, Paneles Frontales en Madera, Tapa de Coloquio en Madera <p>EURO COD. 310,50 R1721.3</p> <p>48 0,090 3</p>	<p>ME RC WE BI</p>	<p>Plans de travail et Frontal - PIANO E FRONTALE Desktops and front - Escriorio y frontal</p>
 <p>H P L</p>	<ul style="list-style-type: none"> • Support Intermédiaire, Jonction 2 Panneaux Frontaux Hauts Avec Top Reception • Supp. Intermedio, Collegamento 2 Pannelli Frontali Alti Con Top Reception • Intermediate Support, Connection 2 High front Panels With Reception Top • Soporte Inter. de Unión de, 2 Paneles Frontales Altos Con La Tapa De La Recepción. <p>EURO COD. 209,00 R1210.3</p> <p>14 0,047 3</p>	<p>BI</p>	<p>Support - SUPPORTO Support - soporte</p>
 <p>H P L</p>	<ul style="list-style-type: none"> • Support Intermédiaire, Jonction Pan. Haut Avec Top Reception Et Pan. Bas Avec Plat. Entrevue • Supp. Intermed. , Collegam. Pannello Alto Con Top Reception E Pannello Basso Con Piano Colloquio • Intermediate Support, Connection High Panel With Reception Top And Low Panel With Worktop • Soporte Intermed. , Uni. El Panel Alto Con La Tapa De La Recepc. Y El Panel Bajo Con La T. De Coloquio. <p>EURO COD. 221,50 R1310.3</p> <p>14 0,047 3</p>	<p>BI</p>	<p>Support - SUPPORTO Support - soporte</p>
 <p>H P L</p>	<ul style="list-style-type: none"> • Support Intermédiaire, Jonction 2 Pan. Bas Avec Plat. Entrevue • Supp. Intermedio, Collegamento 2 Pannelli Bassi Con Piano Colloquio • Intermediate Support, Connection 2 Low Panel With Worktop • Soporte Intermed. , Uni. El 2 Panel Bajo Con La T. De Coloquio. <p>EURO COD. 213,00 R1010.3</p> <p>13 0,047 3</p>	<p>BI</p>	<p>Support - SUPPORTO Support - soporte</p>
 <p>H P L</p> <p>L 82 P 1,8 H102,5</p>	<ul style="list-style-type: none"> • Support Finale Avec Côté En Bois, Pour Panneau Frontal Haut Avec Top Reception • Supp. Finale Con Fianco In Legno, Per Pannello Frontale Alto Con Top Reception • Final Support With Wooden Side Panel, For High front Panel With Reception Top • Soporte Final Con Costado De Madera, Para paneles frontales Alto Con La Tapa De La Recepción <p>EURO COD. 186,50 R1110.3</p> <p>21 0,055 3</p>	<p>ME RC WE BI</p>	<p>Côté final - FIANCO FINALE End side panel - Fianco lateral</p>

RECEPTION

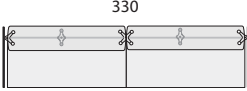

DESCRIZIONE - Description
Description - Descripción

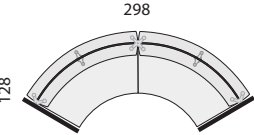

COLORI - Colours
Couleurs - Colores

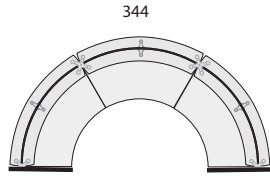

Version frontaux en bois - VERSIONE FRONTALI IN LEGNO - Wood Front Panels Version - Paneles frontales en madera

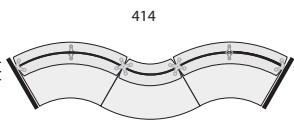

	<ul style="list-style-type: none"> • Support Finale Avec Côté En Bois, Pour Panneau Frontal Bas Avec Plateau Entrevue • Supp. Finale Con Fianco In Legno, Per Pannello Frontale Basso Con Piano Colloquio • Final Support With Wooden Side Panel, For Low front Panel With Reception Top • Soporte Final Con Costados De Madera Para La Parte Baja Del paneles frontales Con La Tapa De Colloquio 	<table border="1"> <tr><td>ME</td></tr> <tr><td>RC</td></tr> <tr><td>WE</td></tr> <tr><td>BI</td></tr> </table>	ME	RC	WE	BI	<table border="1"> <tr><td>EURO</td><td>COD.</td></tr> <tr><td>241,50</td><td>R1410.3</td></tr> </table>	EURO	COD.	241,50	R1410.3	<p>Côté final - FIANCO FINALE End side panel - Panel lateral</p>
			ME									
RC												
WE												
BI												
EURO	COD.											
241,50	R1410.3											
												

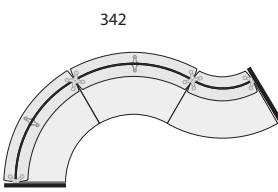

Propositions de composition - PROPOSTE DI COMPOSIZIONI - Composition sets proposals - Propuestas de composiciones

	<ul style="list-style-type: none"> • Comp. 2 Mod. Droits 160 Cm, 1 Support Interméd., 2 Supp. Finaux, Pann. Frontaux En Bois • Comp. 2 Moduli Dritti Da 160, 1 Supp. Intermedio, 2 Supporti Finali, Frontali Legno • Comp. 2 Straight Cm. 160 Elem. , 1 Intermediate Support, 2 Final Supports, Wooden front Panels • Comp. 2 Módulos Rectos 160 Cm, 1 Soporte Intern. , 2 Soportes Finales, paneles frontales en madera 	<table border="1"> <tr><td>ME</td></tr> <tr><td>RC</td></tr> <tr><td>WE</td></tr> <tr><td>BI</td></tr> </table>	ME	RC	WE	BI	<table border="1"> <tr><td>EURO</td><td>COD.</td></tr> <tr><td>1.551,00</td><td>R072.3</td></tr> </table>	EURO	COD.	1.551,00	R072.3	<p>Top en bois - TOP LEGNO Wood shelf - Tapa madera</p>	<table border="1"> <tr><td>ME</td></tr> <tr><td>RC</td></tr> <tr><td>WE</td></tr> <tr><td>BI</td></tr> </table>	ME	RC	WE	BI	<p>Plans et Frontal - PIANO E FRONTALE Desktops and Front - Escritorio y frontal</p>
			ME															
RC																		
WE																		
BI																		
EURO	COD.																	
1.551,00	R072.3																	
ME																		
RC																		
WE																		
BI																		
	<table border="1"> <tr><td>EURO</td><td>COD.</td></tr> <tr><td>2.202,00</td><td>R071.3</td></tr> </table>	EURO	COD.	2.202,00	R071.3	<p>TOP VETRO Glass shelf Plataeu sup rieur en verre Tapa vidrio</p>												
EURO	COD.																	
2.202,00	R071.3																	

	<ul style="list-style-type: none"> • Comp. 2 Mod. Angle 60° Intérieur, 1 Support Int. , 2 Supp. Fin. , Pann. Front. En Bois • Comp. 2 Moduli Angolo 60° Interno, 1 Supp. Intermedio, 2 Supporti Finali, Frontali Legno • Comp. 2 Int. 60° Angle Elem. , 1 Intermediate Support, 2 Final Supports, Wooden front Panels • Comp. 2 Módulos Áng. Interno 60°, 1 Soporte Intern. , 2 Soportes Finales, paneles frontales en madera 	<table border="1"> <tr><td>ME</td></tr> <tr><td>RC</td></tr> <tr><td>WE</td></tr> <tr><td>BI</td></tr> </table>	ME	RC	WE	BI	<table border="1"> <tr><td>EURO</td><td>COD.</td></tr> <tr><td>2.931,00</td><td>R032.3</td></tr> </table>	EURO	COD.	2.931,00	R032.3	<p>Top en bois - TOP LEGNO Wood shelf - Tapa madera</p>	<table border="1"> <tr><td>ME</td></tr> <tr><td>RC</td></tr> <tr><td>WE</td></tr> <tr><td>BI</td></tr> </table>	ME	RC	WE	BI	<p>Plans et Frontal - PIANO E FRONTALE Desktops and Front - Escritorio y frontal</p>
			ME															
RC																		
WE																		
BI																		
EURO	COD.																	
2.931,00	R032.3																	
ME																		
RC																		
WE																		
BI																		
	<table border="1"> <tr><td>EURO</td><td>COD.</td></tr> <tr><td>3.730,00</td><td>R031.3</td></tr> </table>	EURO	COD.	3.730,00	R031.3	<p>TOP VETRO Glass shelf Plataeu sup rieur en verre Tapa vidrio</p>												
EURO	COD.																	
3.730,00	R031.3																	

	<ul style="list-style-type: none"> • Comp. 3 Mod. Angle 60° Intérieur, 2 Support Interm. , 2 Supp. Finaux, Pann. Frontaux En Bois • Comp. 3 Moduli Angolo 60° Interno, 2 Supporti Intermedi, 2 Supporti Finali, Frontali Legno • Comp. 3 Int. 60° Angle Elem. , 2 Intermediate Supports, 2 Final Supports, Wooden front Panels • Comp. 3 Módulos Áng. Interno 60°, 2 Soportes Intermedios , 2 Soportes Finales, paneles frontales en madera 	<table border="1"> <tr><td>ME</td></tr> <tr><td>RC</td></tr> <tr><td>WE</td></tr> <tr><td>BI</td></tr> </table>	ME	RC	WE	BI	<table border="1"> <tr><td>EURO</td><td>COD.</td></tr> <tr><td>4.314,00</td><td>R082.3</td></tr> </table>	EURO	COD.	4.314,00	R082.3	<p>Top en bois - TOP LEGNO Wood shelf - Tapa madera</p>	<table border="1"> <tr><td>ME</td></tr> <tr><td>RC</td></tr> <tr><td>WE</td></tr> <tr><td>BI</td></tr> </table>	ME	RC	WE	BI	<p>Plans et Frontal - PIANO E FRONTALE Desktops and Front - Escritorio y frontal</p>
			ME															
RC																		
WE																		
BI																		
EURO	COD.																	
4.314,00	R082.3																	
ME																		
RC																		
WE																		
BI																		
	<table border="1"> <tr><td>EURO</td><td>COD.</td></tr> <tr><td>5.512,50</td><td>R081.3</td></tr> </table>	EURO	COD.	5.512,50	R081.3	<p>TOP VETRO Glass shelf Plataeu sup rieur en verre Tapa vidrio</p>												
EURO	COD.																	
5.512,50	R081.3																	

	<ul style="list-style-type: none"> • Comp. 2 Mod. Ang. 60° Int. , 1 Mod. Angle 60° Ext. , 2 Supp. Int. , 2 Supp. Fin. , Pann. Front. En Bois • Comp. 2 Moduli Ang. 60° Int. , 1 Modulo Ang. 60° Est. , 2 Supp. Intern. , 2 Supp. Finali, Front. Legno • Comp. 2 Int. 60° Angle Elem. , 1 Ext. 60° Angle Elem. , 2 Intern. Supp. , 2 Final Supp. , Wood. Front Pan. • Comp. 2 Mód. Áng. Int. 60°, 1 Mód. Áng. Ext. 60°, 2 Soportes Intermedios, 2 Soportes Finales, paneles frontales en madera 	<table border="1"> <tr><td>ME</td></tr> <tr><td>RC</td></tr> <tr><td>WE</td></tr> <tr><td>BI</td></tr> </table>	ME	RC	WE	BI	<table border="1"> <tr><td>EURO</td><td>COD.</td></tr> <tr><td>4.016,00</td><td>R172.3</td></tr> </table>	EURO	COD.	4.016,00	R172.3	<p>Top en bois - TOP LEGNO Wood shelf - Tapa madera</p>	<table border="1"> <tr><td>ME</td></tr> <tr><td>RC</td></tr> <tr><td>WE</td></tr> <tr><td>BI</td></tr> </table>	ME	RC	WE	BI	<p>Plans et Frontal - PIANO E FRONTALE Desktops and Front - Escritorio y frontal</p>
			ME															
RC																		
WE																		
BI																		
EURO	COD.																	
4.016,00	R172.3																	
ME																		
RC																		
WE																		
BI																		
	<table border="1"> <tr><td>EURO</td><td>COD.</td></tr> <tr><td>5.050,00</td><td>R171.3</td></tr> </table>	EURO	COD.	5.050,00	R171.3	<p>TOP VETRO Glass shelf Plataeu sup rieur en verre Tapa vidrio</p>												
EURO	COD.																	
5.050,00	R171.3																	

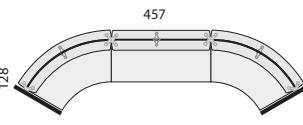
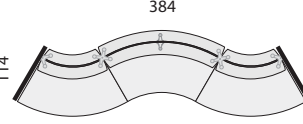
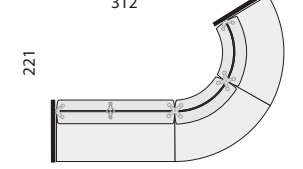
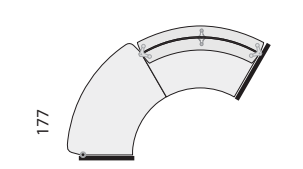
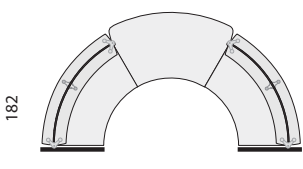
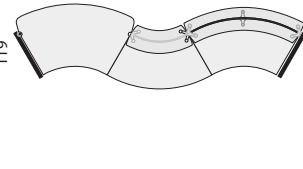
	<ul style="list-style-type: none"> • Comp. 2 Mod. Ang. 60° Int. , 1 Mod. Ang. 60° Ext. , 2 Supp. Int. , 2 Supp. Fin. , Pann. Front. En Bois • Comp. 2 Moduli Ang. 60° Int. , 1 Modulo Ang. 60° Est. , 2 Supp. Intern. , 2 Supp. Finali, Front. Legno • Comp. 2 Int. 60° Angle Elem. , 1 Ext. 60° Angle Elem. , 2 Intern. Supp. , 2 Final Supp. , Wood. Front Pan. • Comp. 2 Mód. Áng. Int. 60°, 1 Mód. Áng. Ext. 60°, 2 Soportes Intermedios, 2 Soportes Finales, paneles frontales en madera 	<table border="1"> <tr><td>ME</td></tr> <tr><td>RC</td></tr> <tr><td>WE</td></tr> <tr><td>BI</td></tr> </table>	ME	RC	WE	BI	<table border="1"> <tr><td>EURO</td><td>COD.</td></tr> <tr><td>4.016,00</td><td>R322.3</td></tr> </table>	EURO	COD.	4.016,00	R322.3	<p>Top en bois - TOP LEGNO Wood shelf - Tapa madera</p>	<table border="1"> <tr><td>ME</td></tr> <tr><td>RC</td></tr> <tr><td>WE</td></tr> <tr><td>BI</td></tr> </table>	ME	RC	WE	BI	<p>Plans et Frontal - PIANO E FRONTALE Desktops and Front - Escritorio y frontal</p>
			ME															
RC																		
WE																		
BI																		
EURO	COD.																	
4.016,00	R322.3																	
ME																		
RC																		
WE																		
BI																		
	<table border="1"> <tr><td>EURO</td><td>COD.</td></tr> <tr><td>5.050,00</td><td>R321.3</td></tr> </table>	EURO	COD.	5.050,00	R321.3	<p>TOP VETRO Glass shelf Plataeu sup rieur en verre Tapa vidrio</p>												
EURO	COD.																	
5.050,00	R321.3																	

RECEPTION

DESCRIZIONE - Description
Description - Descripción

COLORI - Colours
Couleurs - Colores

Propositions de composition - PROPOSTE DI COMPOSIZIONI - Composition sets proposals - Propuestas de composiciones

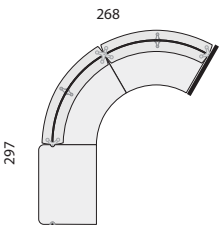
 <p>457</p> <p>128</p> <p>H L P</p> <p>L 463 P 131 H102,5</p>	<ul style="list-style-type: none"> • Comp. 2 Mod. Ang. Int. 60°, 1 Module Lin. 160 Cm, 2 Supp. Int. , 2 Supp. Fin. , Pann. Front. En Bois • Comp. 2 Moduli Ang. 60° Int. , 1 Modulo Lineare Da 160, 2 Supp. Intern. , 2 Supp. Finali, Front. Legno • Comp. 2 Int. 60°Angle Elem. , 1 Linear Elem. Cm. 160, 2 Intern. Supp. , 2 Final Supp. , Wood. Front Pan. • Comp. 2 Mód. Áng. Int. 60°, 1 Módulo Recto De 160 Cm , 2 Soportes Intern. , 2 Soportes Finales, paneles frontales en madera <table border="1"> <thead> <tr> <th>EURO</th> <th>COD.</th> </tr> </thead> <tbody> <tr> <td>3.624,50</td> <td>R132.3</td> </tr> <tr> <td>4.749,00</td> <td>R131.3</td> </tr> </tbody> </table> <p>272 1,125 18</p>	EURO	COD.	3.624,50	R132.3	4.749,00	R131.3	<p>ME RC WE BI</p> <p>Top en bois - TOP LEGNO Wood shelf - Tapa madera</p>	<p>ME RC WE BI</p> <p>Plans et Frontal - PIANO E FRONTALE Desktops and Front - Escritorio y frontal</p>
EURO	COD.								
3.624,50	R132.3								
4.749,00	R131.3								
 <p>384</p> <p>114</p> <p>H L P</p> <p>L 392 P 114 H102,5</p>	<ul style="list-style-type: none"> • Comp. 1 Mod. Ang. Int. 60°, 2 Mod. Ang. Ext. 60°, 2 Supp. Int. , 2 Supp. Fin. , Pann. Front. En Bois • Comp. 1 Modulo Ang. 60° Int. , 2 Moduli Ang. 60° Est. , 2 Supp. Intern. , 2 Supp. Finali, Front. Legno • Comp. 1 Int. 60°Angle Elem. , 2 Ext. 60°Angle Elem. , 2 Intern. Supp. , 2 Final Supp. , Wood. Front Pan. • Comp. 1 Mód. Áng. Int. 60°, 2 Mód. Áng. Externo 60° , 2 Soportes Intermedios , 2 Soportes Finales, paneles frontales en madera <table border="1"> <thead> <tr> <th>EURO</th> <th>COD.</th> </tr> </thead> <tbody> <tr> <td>3.718,00</td> <td>R142.3</td> </tr> <tr> <td>4.587,50</td> <td>R141.3</td> </tr> </tbody> </table> <p>237 1,012 18</p>	EURO	COD.	3.718,00	R142.3	4.587,50	R141.3	<p>ME RC WE BI</p> <p>Top en bois - TOP LEGNO Wood shelf - Tapa madera</p>	<p>ME RC WE BI</p> <p>Plans et Frontal - PIANO E FRONTALE Desktops and Front - Escritorio y frontal</p>
EURO	COD.								
3.718,00	R142.3								
4.587,50	R141.3								
 <p>312</p> <p>221</p> <p>H L P</p> <p>L 337 P 262 H102,5</p>	<ul style="list-style-type: none"> • Comp. 2 Mod. Ang. 60°Ext. , 1 Mod. Lin. 160 Cm, 2 Supp. Inter. , 2 Supp. Fin. , Pann. Front. En Bois • Comp. 2 Moduli Ang. 60° Est. , 1 Modulo Lineare Da 160, 2 Supp. Intern. , 2 Supp. Finali, Front. Legno • Comp. 2 Int. 60° Angle Elem. , Linear Elem. Cm. 160, 2 Intern. Supp. , 2 Final Supp. , Wood. Front Pan. • Comp. 2 Mód. Áng. Ext. 60°, 1 Módulo Recto De 160 Cm , 2 Soportes Intermedios , 2 Soportes Finales, paneles frontales en madera <table border="1"> <thead> <tr> <th>EURO</th> <th>COD.</th> </tr> </thead> <tbody> <tr> <td>2.975,50</td> <td>R212.3</td> </tr> <tr> <td>3.824,00</td> <td>R211.3</td> </tr> </tbody> </table> <p>233 0,675 18</p>	EURO	COD.	2.975,50	R212.3	3.824,00	R211.3	<p>ME RC WE BI</p> <p>Top en bois - TOP LEGNO Wood shelf - Tapa madera</p>	<p>ME RC WE BI</p> <p>Plans et Frontal - PIANO E FRONTALE Desktops and Front - Escritorio y frontal</p>
EURO	COD.								
2.975,50	R212.3								
3.824,00	R211.3								
 <p>265</p> <p>177</p> <p>H L P</p> <p>L 264 P 178 H73/102,5</p>	<ul style="list-style-type: none"> • Comp. 1 Mod. Ang. 60°Int. , Mod. Ang. 60°Int. Plat. En. Cent. , 1 Sup. Int. , 2 Supp. Fin. , Pan. Fr. En Bois • Comp. 1 Modulo Ang. 60° Int. , Modulo 60° Int. Plano Coll. Later. , Supp. Intern. , 2 Supp. Finali, Fr. Legno • Comp. 1 Int. 60°Angle Elem. , Int. 60°Angle Elem. Lat. Recep. Top, Int. Supp. , 2 Fin. Supp. , Wood. Front Pan. • Comp. 1 Mód. Áng. Int. 60°, 1 Mód. Áng. Ext. Tapa de Coloquio 60° , 1 Sop. Intern. , 2 Sop. Finales, <table border="1"> <thead> <tr> <th>EURO</th> <th>COD.</th> </tr> </thead> <tbody> <tr> <td>2.672,50</td> <td>R461.3</td> </tr> <tr> <td>3.072,00</td> <td>R451.3</td> </tr> </tbody> </table> <p>168 0,832 12</p>	EURO	COD.	2.672,50	R461.3	3.072,00	R451.3	<p>ME RC WE BI</p> <p>Top en bois - TOP LEGNO Wood shelf - Tapa madera</p>	<p>ME RC WE BI</p> <p>Plans et Frontal - PIANO E FRONTALE Desktops and Front - Escritorio y frontal</p>
EURO	COD.								
2.672,50	R461.3								
3.072,00	R451.3								
 <p>344</p> <p>182</p> <p>H L P</p> <p>L 344 P 182 H73/102,5</p>	<ul style="list-style-type: none"> • Comp. 2 Mod. Ang. 60°Int. , 1 Mod. Ang. 60°Int. Plat. Entr. Lat. , 2 Supp. Int, 2 Supp. Fin. , Pann. Front. En Bois • Comp. 2 Moduli Ang. 60° Int. , Modulo 60° Int. Plano Coll. Later. , 2 Supp. Int. , 2 Supp. Finali, Fr. Legno • Comp. 2 Int. 60°Angle Elem. , Int. 60°Angle El. Lat. Rec. Top, 2 Int. Supp. , 2 Fin. Supp. , Wood. Front Pan. • Comp. 2 Mód. Áng. Int. 60°, 1 Mód. Áng. Ext. Tapa de Coloquio 60° , 2 Sop. Intern. , 2 Sop. Finales, paneles frontales en madera <table border="1"> <thead> <tr> <th>EURO</th> <th>COD.</th> </tr> </thead> <tbody> <tr> <td>4.013,00</td> <td>R542.3</td> </tr> <tr> <td>4.812,00</td> <td>R541.3</td> </tr> </tbody> </table> <p>254 1,301 17</p>	EURO	COD.	4.013,00	R542.3	4.812,00	R541.3	<p>ME RC WE BI</p> <p>Top en bois - TOP LEGNO Wood shelf - Tapa madera</p>	<p>ME RC WE BI</p> <p>Plans et Frontal - PIANO E FRONTALE Desktops and Front - Escritorio y frontal</p>
EURO	COD.								
4.013,00	R542.3								
4.812,00	R541.3								
 <p>411</p> <p>119</p> <p>H L P</p> <p>L 411 P 114 H73/102,5</p>	<ul style="list-style-type: none"> • Comp. 1 Mod. Ang. 60°Int. , Mod. Angle 60°Ext. , Mod. Ang. 60°Int. Plat. Entr. Lat. , 2 Supp. Int. , 2 Supp. Fin. • Comp. 1 Mod. Ang. 60° Int. , Mod. Ang. 60° Est. , Mod. 60° Int. Plano Coll. Late. , 2 Sup. Intern. , 2 Sup. Fin. , Front. Legno • Comp. 1 Int. 60°Ang. Elem, 60°Ext. Ang. Elem, Int. 60°Ang. Elem. Lat. Rec. Top, 2 Int. Supp, 2 Fin. Supp, Wood. Font. Pan • Comp. 1 Mód. Áng. Int. 60°, 1 Mód. Áng. Ext. 60°, 1 Mód. Áng. Int. Tapa de Coloquio 60° , 2 Sop. Int. , <table border="1"> <thead> <tr> <th>EURO</th> <th>COD.</th> </tr> </thead> <tbody> <tr> <td>3.757,50</td> <td>R552.3</td> </tr> <tr> <td>4.392,50</td> <td>R551.3</td> </tr> </tbody> </table> <p>232 1,075 17</p>	EURO	COD.	3.757,50	R552.3	4.392,50	R551.3	<p>ME RC WE BI</p> <p>Top en bois - TOP LEGNO Wood shelf - Tapa madera</p>	<p>ME RC WE BI</p> <p>Plans et Frontal - PIANO E FRONTALE Desktops and Front - Escritorio y frontal</p>
EURO	COD.								
3.757,50	R552.3								
4.392,50	R551.3								

RECEPTION

DESCRIZIONE - Description
Description - Descripción

COLORI - Colours
Couleurs - Colores

Propositions de composition - PROPOSTE DI COMPOSIZIONI - Composition sets proposals - Propuestas de composiciones



268
297




- **Comp. 2 Mod. Ang. 60° Int. , Mod. Lin. Plat. Entr. Lat. , 2 Supp. Int. , 2 Supp. Fin. , Pan. Front. En Bois**
- Comp. 2 Moduli Ang. 60° Int. , Mod. Linea. Piano Coll. Later. , 2 Supp. Inter. , 2 Supp. Finali, Front. Legno
- Comp. 2 Int. 60° Angle Elem, Linear Elem. Lat. Rec. Top, 2 Inter. Supp. , 2 Final Supp. , Wood. Front Pan.
- Comp. 2 Mód. Áng. Int. 60°, 1 Mód. Recto De Tapa Coloq. , 2 Sop. Int. , 2 Sop. Finales, paneles frontales en madera

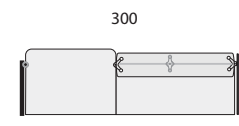
EURO	COD.
3.517,00	R511.3
4.316,50	R501.3

ME	ME
RC	RC
WE	WE
BI	BI

Top en bois - TOP LEGNO
Wood shelf - Tapa madera

Plans et Frontal - PIANO E FRONTALE
Desktops and Front - Escritorio y frontal

H P L L 267 P 298 H73/102,5  236  1,068  17



300
87




- **Comp. 1 Mod. Lin. 160 Cm, Plateau Entrevue Lateral, Supp. Int. , 2 Supp. Fin. , Pann. Front. En Bois**
- Comp. 1 Modulo Line. Da 160, Modulo Line. Piano Coll. Later. , Supp. Intern. , 2 Supp. Finali, Front. Legno
- Comp. 1 Lin. Elem. Cm. 160, Lin. Elem. Lateral Rec. Top, Intern. Support, 2 Final Supp. , Wood. Front Pan.
- Comp. 1 Mód. Recto De Tapa de Coloquio, 1 Mód. Recto De 160 Cm , 1 Sop. Intern. , 2 Sop. Fin. , pa

EURO	COD.
1.444,00	R562.3
1.769,50	R561.3

ME	ME
RC	RC
WE	WE
BI	BI

Top en bois - TOP LEGNO
Wood shelf - Tapa madera

Plans et Frontal - PIANO E FRONTALE
Desktops and Front - Escritorio y frontal

H P L L 291 P 87 H73/102,5  149  0,263  12



300
87

- **Comp. 2 Mod. Lin. Cm. 80, Mod. Lin. Plat. Entr. Cen. , 2 Supp. Int. , 2 Supp. Fin. , Pann. Front. En Bois**
- Comp. 2 Mod. Linea. Da 80, Mod. Linea. , Piano Coll. Centr. , 2 Supp. Intern. , 2 Supp. Finali, Front. Legno
- Comp. 2 Lin. Elem. Cm. 80, Lin. Elem. , Cent. Rec. Top, 2 Intern. Supp. , 2 Final Supp. , Wood. Front Pan.
- Comp. 1 Mód. Recto De Tapa de Coloquio, 2 Mód. Recto De 80 Cm , 2 Sop. Int. , 2 Sop. Finales, paneles frontales en madera

EURO	COD.
1.898,00	R572.3
2.154,50	R571.3

ME	ME
RC	RC
WE	WE
BI	BI

Top en bois - TOP LEGNO
Wood shelf - Tapa madera

Plans et Frontal - PIANO E FRONTALE
Desktops and Front - Escritorio y frontal

H P L L 290 P 87 H73/102,5  161  0,278  17



423
137

- **Comp. 2 Mod. Ang. 60° Intér, Mod. Lin. , Plat. Entr. Cen. , 2 Sup. Int. , 2 Supp. Fin. , Pan. Front. En Bois**
- Comp. 2 Mod. Ang. 60° Int. , Mod. Lin. , Piano Coll. Centr. , 2 Supp. Intern. , 2 Supp. Finali, Front. Legno
- Comp. 2 Int. 60° Ang. Elem, Lin. Elem. , Cent. Rec. Top, 2 Intern. Supp. , 2 Fin. Supp. , Wood. Front Pan.
- Comp. 2 Mód. Áng. Interno 60°, 1 Mód. Recto De Tapa de Coloquio , 2 Sop. Int. , 2 Sop. Finales, paneles frontales en madera

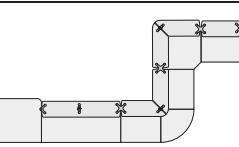
EURO	COD.
3.474,00	R582.3
4.273,00	R581.3

ME	ME
RC	RC
WE	WE
BI	BI

Top en bois - TOP LEGNO
Wood shelf - Tapa madera

Plans et Frontal - PIANO E FRONTALE
Desktops and Front - Escritorio y frontal

H P L L 423 P 136 H73/102,5  239  1,069  17



531
242




- **Comp. 1 Mod. Ang. 90° Ext. ,Mod. Ang. 90° Int. ,Mod. Droits 80 Et 160,Mod. Lin. 120 Plat. Ent. Lat. ,4 Supp. Int. ,2 Supp.**
- Comp. 1 Mod. Ang. 90° Est. , Mod. Ang. 90° Int. , Mod. Lineari , Mod. Lin. Da 120 Piano Coll. Later. , 4 Supp. Intern. , 2 Supp. Fin.
- Comp. 1 Ext. 90° Ang. El. . , Int. 90° Angle El. . , 2 Lin. El. Cm. 80 And 160, Lin. El. Cm. 120 Lat. Rec. Top, 4 Int. Supp. , 2 Fin. Supp.
- Comp. 1 Mód. Áng. Ext. 90°, Mód. Áng. Int. 90°, 2 Mód. Recto De 80 Y 160, 4 Sop. Intern. , 2 Sop.

EURO	COD.
4.842,00	R2021.3
5.598,00	R2011.3

ME	ME
RC	RC
WE	WE
BI	BI

Top en bois - TOP LEGNO
Wood shelf - Tapa madera

Plans et Frontal - PIANO E FRONTALE
Desktops and Front - Escritorio y frontal

H P L L 531 P 242 H73/102,5  370  0,800  35